

## Magnetic Level Gauge PN 160/CL 900


Magnetic indicating bar scale with fine resolution, indirect level indication  
 Indicating elements permanent magnetic with stop pin  
 Fully closed housing with gapless weldings  
 Float magnet field totally circular with strong far field  
 Float defect control with indication in lower display end

Product group **710**

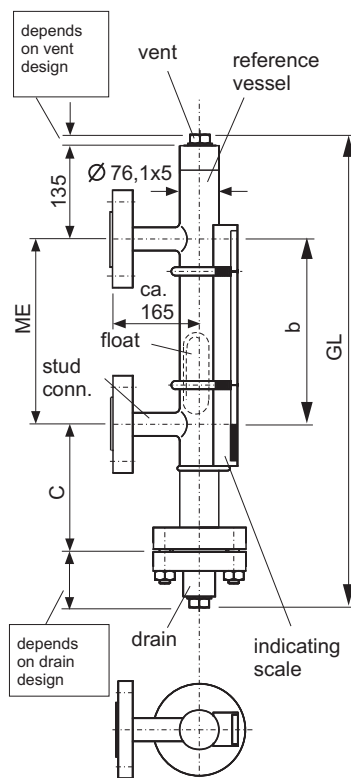
Type **130.0**

Sheet: 1/2      Revision: 10

Date: 09/09



Type 120.0 e. g. equipped with drain valve sideways, indicating scale type 710.AVG3 and top flange



### Field of Application

The magnetic level gauge is for indicating the level height of liquids in any vessel via bypass. Simultaneously you can use level switches (s. 740.XXXX) or level sensors (s. 745.XXXX) mounted onto the reference vessel tube to signal level limits or measure the level height by remote means.

### General Data

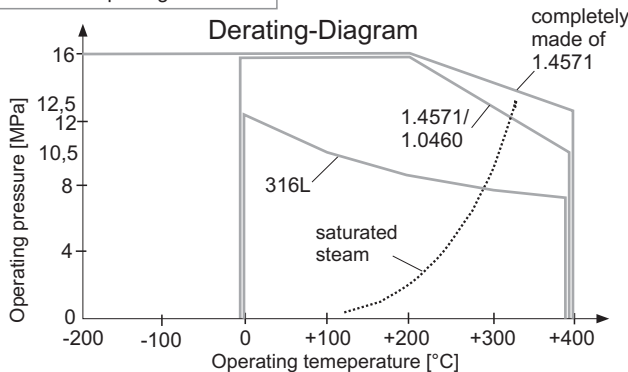
Density, float 1.4571: special design  
 Titanium: from 0,51 g/cm<sup>3</sup>  
 Precision for Interface or density: from  $\pm 0,01$  g/cm<sup>3</sup>  
 Measuring range (=ME): single piece up to 5000 mm, above split construction, from 3000 mm holding bracket each 1500 mm  
 Measuring error:  $\pm 10$  mm  
 Viscosity: max 5000 mPas  
 Display type: 710.AVG3  
 Connection: weld end (Standard), Flanges DIN and ANSI  
 Drain/vent: Flange stud DIN and ANSI (Standard), plug 1/2" NPT, optional 3/4" NPT, G1/2A, G3/4A Valve DN8, optional DN6, Cap  
 and acc. to customer spec.  
 Material tube, stud, 1.4571 (Standard), ANSI-coded  
 flanges, fixtures: Titanium, Hastelloy, etc.,  
 float: Titanium (Standard), 1.4571  
 Weight: Basic 30 kg  
 + 1,2 kg/100mm ME

### Design Data

Operating pressure: up to 16,0 MPa/600 lbs (see Derating-Diagram)  
 Temperature Media:  
 Reference vessel cpl. 1.4571: -200 ... +400 °C  
 flanges 1.0460: -10 ... +400 °C (see Derating-Diagram)  
 Below -10 °C Indicating scale .AVG2 and below -20 °C add frost protection with 710.ISOL  
 In both cases preparation for insulation included.

### Certificates

Pressure Vessel Directive (PED) 97/23/EG  
 EC-Type Examination Certificate: TÜV 03 ATEX 2190  
 Zone 0  
 Subject to alterations



### Ordering no.

7 1 0 . 1 3 0 . 0 - XXX - XXXX - XXXXXXXX

Density, e.g.  
057=0,57 g/cm<sup>3</sup>

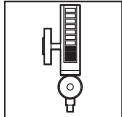
Center to center ME  
in mm

Connections etc.  
see sheet  
710.VAR

### PHÖNIX

Messtechnik GmbH  
 Salzschlirfer Straße 13  
 D-60386 Frankfurt/M.  
 Tel. +49/69/41 67 42 -20  
 Fax +49/69/41 67 42 -29  
 sales@phoenix-mt.com  
 www.phoenix-mt.com

# PHÖNIX



## Details

Float, Vent, Drain and Connection

Product group **710**

Type **130.0**

Sheet: 2/2

Revision: 10

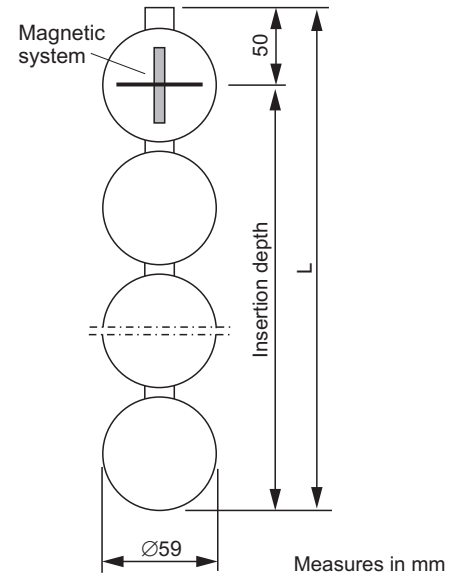
Date:

09/09

### Float material Titanium, Ø59, PN250

Density [g/cm³]	Measure C [mm]	Total length L [mm]	Weight [g]	Part no.
0,75 ... 1,03	213	213	231	BG1001409103
0,65 ... 0,74	335	335	324	BG1001409074
0,58 ... 0,64	457	457	417	BG1001409064
0,54 ... 0,57	579	579	510	BG1001409057
0,51 ... 0,53	823	823	696	BG1001409053

Density range corresponds to measuring error ±10 mm



### Design data Float

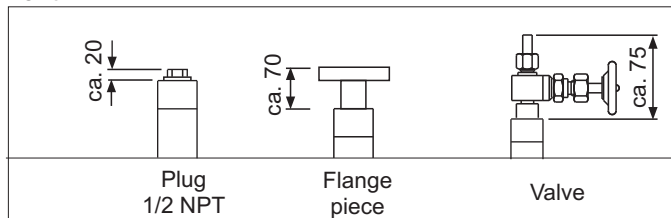
Operating pressure: up to 25,0 MPa/1500 lbs  
(see Derating Diagram)

Test pressure (cold): 32,5 MPa

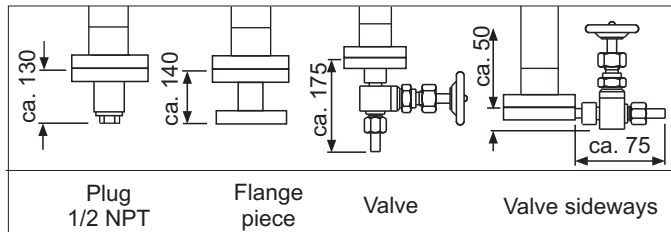
Operating temperature: -200 ... +400 °C  
(see Derating Diagram)

Total length: see Float table

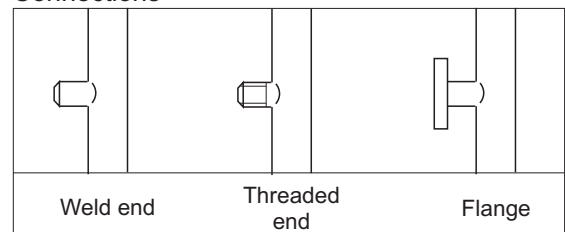
### Vent



### Drain



### Connections



### Ordering no.

#### Accessories:

Device	Product group
Magnetic switch	740.XXXX
Level sensor	745.XXXX
Indicating scale	710.AVGX
Frost protection	710.PLEXI
Heating	710.HEAT

#### Spare parts:

Designation	Part no.
Float	s. Float table above
Indicating scale	710.AVGX
Sealing	0790101010PS
Fixing springs	3813000772
Align magnet	BG10XXXXMAKU

There may be any other customer specified connections, materials and special floats.

### PHÖNIX

Messtechnik GmbH  
Salzschlirfer Straße 13  
D-60386 Frankfurt/M.  
Tel. +49/69/41 67 42 -20  
Fax +49/69/41 67 42 - 29  
sales@phoenix-mt.com  
www.phoenix-mt.com

# PHÖNIX